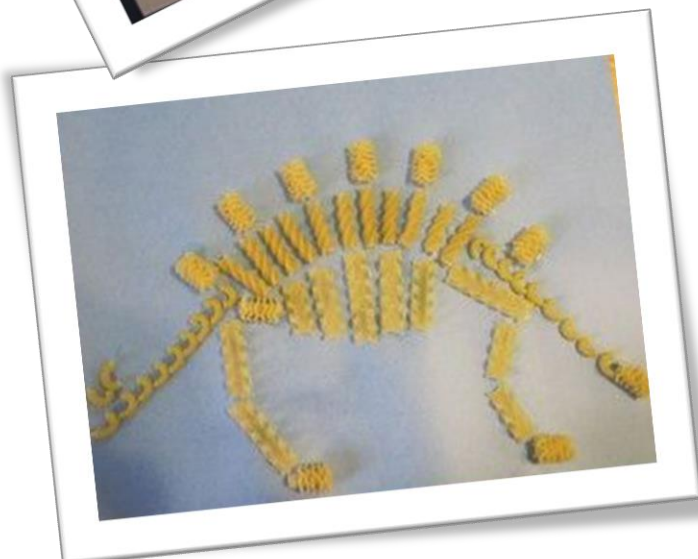




Dinosaur Pasta Skeletons

What you need

- Some Dried Pasta
- Modelling Clay or Play Doh
- Firmly press your pasta dino into the play doh or clay and carefully remove it to reveal your dino skeleton.
- Alternatively, you can glue the pasta onto some card or paper to make your Dino Skeleton.



Don't forget to post your finished creations on the Facebook Page!